


NVMZ SERIES MOTORISED ZONE VALVE


NENUTE[®]EC

INNOVATIVE MEMBER OF SWIS⁺TEC

NENUTE[®]EC ASIA PACIFIC PTE LTD
7030 Ang Mo Kio Ave 5
#03-56 Northstar @ AMK
Singapore 569 880



 (65) 6570 3233

 (65) 6570 6783

 info@nenutec.com.sg

NVMZ SERIES

MOTORISED ZONE VALVE



NVMZ SERIES

NVMZ motorised zone valve is mainly use in the HVAC system to regulate the flow of water and steam in response to the demand of a controller.

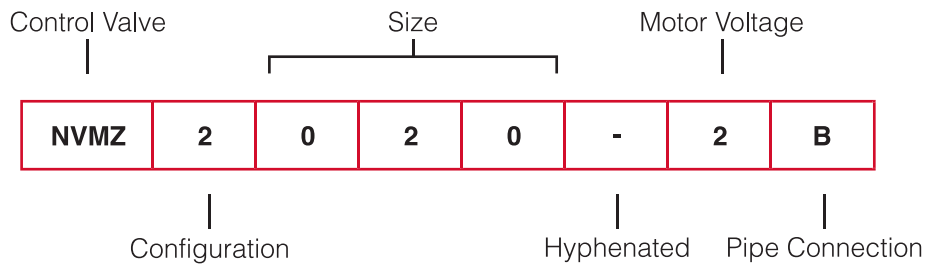
PRODUCT FEATURE

- Complete range from DN 15 to DN 25
- 2 Way Normally Closed, Normally Open and 3 way mixing
- Forged brass body
- Bubble-tight shutoff conserves energy and accurately controls zone temperature for increased comfort
- PN 16 or 232 PSI system operating pressure

TECHNICAL SPECIFICATION

VALVE BODY PRESSURE RATING	232 psig (PN 16 or 1,600 kPa) Meets Requirements of ANSI B16.15, Class 250		
FLUID / AMBIENT TEMPERATURE LIMIT	2 to 105°C water at an Ambient Temperature of 40°C		
SHIPPING & STORAGE TEMPERATURE LIMIT	-40 to 70°C (-40 to 158°F)		
BODY SIZES, KV, MAXIMUM CLOSE OFF PRESSURE	Body Size	Flow Coefficient	Close Off Pressure (Kpa)
	DN 15	KV 1.6	130
	DN 20	KV 3.5	100
	DN 25	KV 5.5	62
SERVICE	Chilled and Hot Water, up to 50% Glycol Solutions		
MOTOR	Synchronous		
POWER CONSUMPTION	7 VA		
VALVE POWER STROKE	Power Stroke:	9 to 11 seconds	
	Spring Return Stroke:	4 to 5 seconds	
SEAT LEAKAGE	0.05%		
PIPE CONNECTION	BSP		
BODY MATERIAL	Body	Forged Brass	
	Stem	Stainless Steel	
	Paddle	Synthetic Rubber EPT	
	Seal	EPT	
CERTIFICATION	CE and ISO 9000 (EN...requirements)		
MODEL SELECTION	See TABLE 1: VALVE CODE NUMBER DESIGNATION		
WEIGHT	1187 g (2.6lbs) maximum for complete assembly		

TABLE 1: VALVE CODE NUMBER DESIGNATION



VALVE BODY TYPE	NVMZ = NENUTEC Motorised Zone Valve
CONFIGURATION	2 = 2 - Way 3 = 3 - Way
VALVE SIZE	015 = DN15 020 = DN20 025 = DN25
MOTOR VOLTAGE	1 = AC 24V 2 = AC 230V
PIPE CONNECTION	B = BSP N = NPT

MANUAL OPERATING LEVER

All NVMZ Series motorised Valves are equipped with a manual operating lever. This lever:

- Allows the valve to be opened for system flushing before it is put into operation
- Prevents damage to the seating paddle on 3-way valves, and allows flushing of the system by maintaining the valve in the mid-position
- Resets to normal position the first time the valve is powered up

The performance specifications are nominal and conform to acceptable industry standards. NENUTEC shall not be liable for damages resulting from misapplication or misuse of its products.